

# MIRADA WALL SCNCE (XWM)



## DOE LIGHTING FACTS

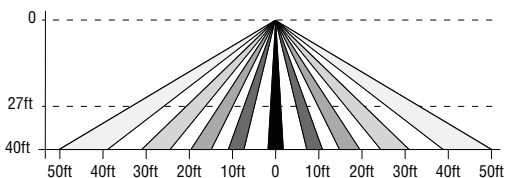
Department of Energy has verified representative product test data and results in accordance with its Lighting Facts Program. Visit [www.lightingfacts.com](http://www.lightingfacts.com) for specific catalog strings.

LIGHT OUTPUT - XWM - 3 5000K CCT			
	Lumens	Wattage	LPW
03	3410	29	117
04	4417	40	111
06	6609	59	113
08	8610	82	105

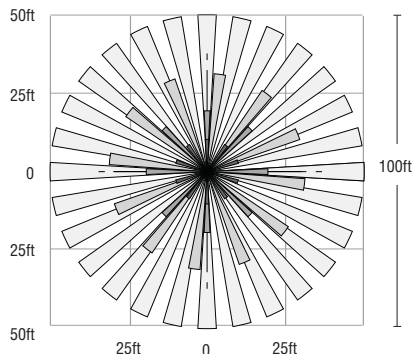
LED Chips are frequently updated therefore values may increase.

## COVERAGE DIAGRAM

### SIDE VIEW



### TOP VIEW



## US & Int'l. patents pending

**SMARTTEC™** -LSI drivers feature integral sensor which reduces drive current, when ambient temperatures exceed rated temperature

**ENERGY SAVING CONTROL OPTIONS** - DIM - 0-10 volt dimming enabled with LSI wireless controls.

**OPTIONAL INTEGRAL MOTION SENSOR** - Passive infrared motion sensor activates switching of luminaire light levels. High level light is activated when passersby enter target zone and increased to full bright in 1-2 seconds. Low light level (30% of maximum drive current) is activated when target zone is absent of motion activity for 5 minutes and is gradually ramped down (10 seconds) to low level. Sensor detection range 110° horizontal x 93° vertical x 10 meters maximum distance.

**LEDS** - Available with 5000K, 4000K or 3000K color temperature, 70 CRI min.

**OPTICS/DISTRIBUTIONS** - Ultra-high efficiency reflectors provide three distributions. Choose from Type 2, Type 3 or Type FT.

**HOUSING** - Three-piece die-cast aluminum housing is smoothly contoured low-profile shape. Mounting hardware is stainless steel or electro-zinc plated steel. Housing and optical unit are sealed with extruded silicone gasket; supply conductors with molded EPDM bushing.

**OPTICAL UNIT** - Proprietary silicone refractor optics provide exceptional coverage and uniformity. Pressure stabilizing breather allows super-tight protection while preventing cycling from building up internal pressures and vacuums that can stress optical unit seals

**WALL MOUNTING** - Galvanized-steel universal wall mounting plate easily mounts directly to 4" octagonal or square junction box. EPDM gasket is supplied to be installed between mounting plate and junction box, sealing junction box from entrance of water. Universal plate permits fixture to be mounted in uplighting (indoor only) or downlighting position. Optional pole-mounting bracket permits mounting to standard poles (XPMA).

**ELECTRICAL** - Two-stage surge protection (including separate surge protection built into electronic driver) meets IEEE C62.41.2-2002, Location Category C. Available with universal voltage power supply 120-277VAC (50/60Hz input) or 347-480VAC.

**DRIVER** - Drivers are dimming, standard. Components are fully encased in potting material for IP65 moisture resistance. Driver complies with IEC and FCC standards. Driver can be easily accessed.

**EMERGENCY OPTIONS** - Optional integral emergency battery-back-up options are available. BB option operates in 0°C to 60°C ambient temperature and CWBB operates in -20°C to 60°C ambient temperature. When primary AC power failure occurs, both options operate 10 LEDs for minimum of 90 minutes.

**OPERATING TEMPERATURE** - -40°C to +50°C (-40°F to +122°F)

**FINISH** - Fixtures are finished with LSI's DuraGrip® polyester powder coat finishing process. The DuraGrip finish withstands extreme weather changes without cracking or peeling.

**WARRANTY** - LSI LED fixtures carry a limited 5-year warranty.

**PHOTOMETRICS** - Please visit our web site at [www.lsi-industries.com](http://www.lsi-industries.com) for detailed photometric data.

**SHIPPING WEIGHT (in carton)** - 30 lbs./13.6Kg

**LISTING** - UL listed to ANSI/UL1598, UL8750 and other U.S. and international safety standards. Suitable for wet locations in downlight position.

This product, or selected versions of this product, meet the standards listed below. Please consult factory for your specific requirements.



Project Name \_\_\_\_\_ Fixture Type \_\_\_\_\_  
 Catalog # \_\_\_\_\_

# MIRADA WALL SCNCE (XWM)

## LUMINAIRE ORDERING INFORMATION

TYPICAL ORDER EXAMPLE: **XWM FT LED 08L 50 UE WHT IMS**

Prefix	Distribution	Light Source	Output <sup>8</sup>	Color Temperature	Input Voltage	Finish	Optional Controls	Optional Sensor/Options
XWM - Mirada Wall Sconce	2 - Type 2 3 - Type 3 (Wide Throw) FT - Type 4 (Forward Throw)	LED	03L - 3,400 Lumens 04L - 4,400 Lumens 06L - 6,600 Lumens 08L - 8,600 Lumens	50 - 5000K 40 - 4000K 30 - 3000K	UE - Universal Voltage (120-277)  HV - 347-480	BLK - Black BRZ - Bronze GPT - Graphite MSV - Metallic Silver PLP - Platinum Plus WHT - White	<b>Wireless Control System<sup>1,2</sup></b> (blank) - None PCM - Platinum Control System GCM - Gold Control System DIM - 0-10 volt dimming (required for satellite fixtures) ALSC - AirLink Synapse Control System  <b>Stand-Along Control</b> (blank) - None DIM - 0-10 volt dimming <sup>3</sup> (from external signal)	<b>Sensor</b> IMS - Integral Motion Sensor <sup>4,7</sup>  <b>Options</b> BB - Battery Back-up <sup>5</sup> CWBB - Cold Weather Battery Back-up <sup>5</sup> XPMA - Pole Mounting Bracket

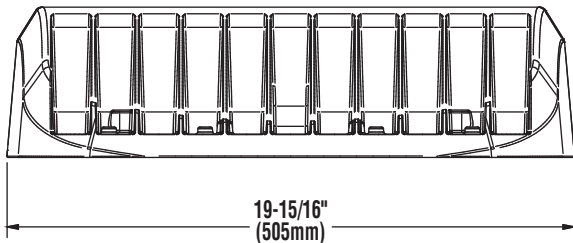
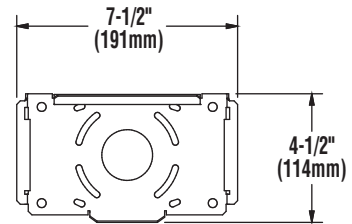
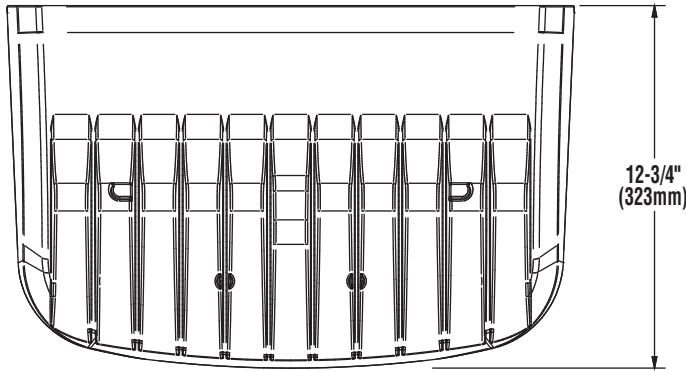
### ACCESSORY ORDERING INFORMATION<sup>1</sup> (Accessories are field installed)

Description	Order Number	Description	Order Number
XWM SW BLK - Surface Wiring Box (Available in black only)	356915BLK	DFK208 - Double Fusing	DFK208
FK120 - Single Fusing	FK120	DFK240 - Double Fusing	DFK240
FK277 - Single Fusing	FK277	DFK480 - Double Fusing	DFK480
FK347 - Single Fusing	FK347	IMS/PC Remote Configurator Tool <sup>7</sup>	584929

#### FOOTNOTES:

- 1 - For wireless controls information and accessories, see Controls Section.
- 2 - Requires a SiteManager and override switch. Not compatible with battery back-up, IMS or HL Option.
- 3 - Not compatible with IMS Option
- 4 - Not compatible with DIM or Wireless Control System
- 5 - Not compatible with Wireless Control System
- 6 - Not available with BB, CWBB, IMS Option or Wireless Control System
- 7 - IMS is the WattStopper Dual Sensor (Daylight & Motion) which is field adjustable, via a handheld remote configurator tool<sup>7</sup>
- 8 - Output based on type 3 optics in cool white color temperature, see IES files for exact delivered lumens

### DIMENSIONS



Project Name \_\_\_\_\_ Fixture Type \_\_\_\_\_  
Catalog # \_\_\_\_\_

1/09/19  
© 2019  
LSI INDUSTRIES INC.



# AirLink™

enabled by Synapse®

## Wireless Lighting Controller

The AirLink integrated controller is a California Title 24 compliant lighting controller that provides real-time light monitoring and control with utility-grade power monitoring. It includes a 24V sensor input and power supply to connect up to two (2) sensors into the outdoor AirLink wireless lighting system.

### Features

- 2% Utility Grade Power Monitoring
- Up to 80% Savings through smart dimming
- True On/Off functionality via switched relay
- Seamlessly integrates into the outdoor AirLink wireless lighting control solution & Self-healing Mesh Networking
- Relay closes on power loss
- Supports a wide range of LED drivers and fixtures
- Class 1 / Class 2 0-10V Dimming Control
- Direct Connect up to two (2) to 24V Occupancy Sensors and Photocells (consult sales for compatible list)
- Secure, over-the-air upgrades to support future enhancements
- Excellent RF Range — 1,000ft LoS between controllers
- Available in a metal cased version with quick connect terminal blocks
- Lights default to on for safety

## Specifications

### Regulatory Approvals

- FCC, IC, CE certified
- cULus Listed
- California Title 24 compliant

### Power and Performance

- Operating environmental: -40°F to 131°F (-40°C to 55°C)
- Input power: 100–277 VAC +/- 10% (Max 305V) 47/64 Hz
- Switched output: Default ON; Zero Cross Switching
- Load rating: 5A @ 100V to 277V (+/- 10%)
- Dimming: 0–10V control; Output: Class 1/2 - 20mA Source Max / 50mA Sink Max
- Power monitoring: Utility grade - 2% accuracy
- Sensors inputs: 0–10V (photocell sensors), 0–24V (all other sensors); Sensor power supply: 24VDC @ 50mA

### Other

- Dimensions: 8.2" L x 2.3" W x 1.3" H (209mm L x 59mm W x 33mm H) without antennas
- Radio: SNAP 2.4 GHz; 802.15.4; +20 dBm Transmit Power; -105 dBm Receive Sensitivity
- Warranty: 5 years

## Contact LSI Controls



Sales  
[controls.sales@lsi-industries.com](mailto:controls.sales@lsi-industries.com)



Support  
[controls.support@lsi-industries.com](mailto:controls.support@lsi-industries.com)  
1 (800) 436-7800 (support, option 8)



More information  
For more information on AirLink, visit our website at [www.lsi-airlink.com/airlink](http://www.lsi-airlink.com/airlink)